

CONNECT



CREATE



COLLABORATE



**GLOBAL
ART
TEACHERS
EXCHANGE**

ASB | BARCELONA | 2024



**american
school** OF BARCELONA

MORNING EXCURSIONS



1. LA SAGRADA FAMILIA

Enjoy a guided tour of this incomparable work of architecture. Still under construction, La Sagrada Família church is Antoni Gaudí's master work. The most iconic building in the city, this enormous structure attracts millions of visitors every year. The interplay of light and space is a truly masterful achievement.



2. LA CASA MILA (LA PEDRERA)

Join us for a tour of La Casa Milà! Once ridiculed for its highly unusual design, this building is now a celebrated architectural landmark in Barcelona. "La Pedrera" or "the quarry" was a nickname made to disparage the rough, undulating façade. One of Gaudí's masterpieces, Casa Milà is a defining feature of the Passeig de Gràcia area of Barcelona.



3. PICASSO MUSEUM

Come and explore the Museu Picasso! This museum houses an extensive collection of artworks by the twentieth-century Spanish artist Pablo Picasso, with a total of 4,251 of his works. One of the highlights is to be able to see the artist's progression over time, from his very early years as a student through his different artistic periods.



4. URBAN / STREET ART OF BARCELONA (*Ana Martinez, ASB, Barcelona*)

Barcelona has a thriving urban art scene with many prolific artists working throughout the city. Join Ana Martinez, IB art teacher at ASB, for a tour of the old city and many of its striking graffiti walls.

AFTERNOON EXCURSIONS



5. FUNDACIÓ JOAN MIRÓ

The Fundació is located in a building designed by Josep Lluís Sert, making it one of the few museums anywhere in the world in which the complicity between artist and architect underpins the dialogue between the works and the space that houses them. The Fundació offers an overview of the landscapes of Joan Miró's art and life, creating an enriching dialogue with other artists from the 20th and 21st centuries.



6. MUSEU NACIONAL D'ART DE CATALUNYA

Come and explore the Museu Nacional d'Art de Catalunya, a breathtaking museum situated at the top of Montjuïc. It is especially notable for its outstanding collection of Romanesque church paintings, and for Catalan art and design from the late 19th and early 20th centuries, including Modernisme and Noucentisme. The museum is housed in the Palau Nacional, a huge, Italian-style building dating to 1929.



7. PHOTOGRAPHY WALKING TOUR (*Lina Densley and Louisa Avery, ASL, UK*)

Middle and high school photography, journalism/yearbook, and art teachers interested in street photography or photojournalism are invited to join us on an art excursion to Barcelona's Marina and the famous La Boqueria Market. Explore this unique part of the city as we discover ways to tell a story and capture the essence of a place and/or people through the lens. We will focus on techniques for teaching street photography and photojournalistic storytelling which can be applied to a wide variety of environments. Please bring a camera or a phone.



8. URBAN SKETCHING WALKING TOUR (*Salma Raza, ASL, UK*)

Join us for a workshop aimed at capturing responses to the city through observation. Continuous line drawing, gestures through mark making and a technique using a non-waterproof marker and Aqua Brush will be covered as tools for allowing the imagination and senses to capture individual experiences of the mood, energy and surroundings.


SESSION #1: 9:30 - 11:00



1. UNLEASH YOUR CREATIVITY WITH GELLI PRINTS

Marjorie Hernandez Aliaga & Gloria Carnevale, International School of Nanshan Shenzhen, China

Join us in this unique workshop to dive into the captivating world of gel printing, where spontaneity and creativity meet to produce unique works of art. During this hands-on workshop, you will learn how to 1) Prepare gel plates for printing, 2) Experiment with different types of paints, inks, and tools, 3) Layer colors and shapes to build depth and dimension in your prints, 4) Troubleshoot common printing issues and achieve desired results. Whether you're a seasoned artist or new to the world of printmaking, this workshop promises to ignite your passion for artistic expression and provide you with practical skills to share with your students in any classroom setting. No prior experience with gel printing is necessary. **ES, MS, HS, Hands On**



2. FOLK ART FUSION

Gisell George Gamboa, Overseas Chinese Academy of Chiway Suzhou, China

This workshop is designed for teachers who are looking for different approaches to elementary education. After learning about Mexican Folk art, you will have the unique experience of creating Fusion Folk Art based on your preferences. This is a choice-based learning experience which empowers teachers and students, allowing them to explore their interests and take ownership of their learning as we are all life long learners. To conclude, you'll create a project adaptable for grade 3 to grade 5, enriching your classroom with cultural insights and creative freedom. **ES, Hands On**



3. HYBRID PHOTOGRAPHY

Sophia Stella Soseilos, American Community Schools of Athens, Greece

Hybrid Photography: a term used when experimentations and interventions are done on photographic prints which are then rephotographed. We will do a hands-on workshop on base photos that you will bring with you, printed on either normal inkjet printer paper or on thicker laser printed (not glossy) paper. Experimentations will be done with traditional techniques (painting, embroidery), non-traditional processes (scratching, burning, making holes), various materials (salt, coffee, tea, glue, oil, varnish, plaster) and deteriorating gestures (where photos will be manipulated under several surfaces like water, soil, glass and ice). The possibilities for transformations are endless. **HS, Hands On**



4. THE POWER OF MATERIALS: ELEVATING EXPRESSION IN DRAWING

Konstantina Kapanidou, Pinewood American International School of Thessaloniki, Greece

Think of the bare essentials of drawing and the simplest materials to draw with; how can less become more? In this session, you will receive a run-down of the lesson plan I use with IBDP and High School Art elective students at the beginning of the year, to develop drawing skills and ignite conversations about the significance of material choices and the importance of artistic intention. We will explore the use of hard pencils, soft charcoal, and India ink, and will be briefly introduced to ways of extending this lesson plan and the students' art vocabulary by using AI. Each exercise is designed to develop students' ability to select and use drawing materials that best express the physical and emotional attributes of various subjects, as well as create sophisticated portfolio pages. This lesson can be easily adapted for younger students, MS, HS (Image by Corinne Welch). **HS, Hands On, Discussion**



5. PASTEL POSSIBILITIES: Exploring Innovative Techniques

Klara Hermanek and Carla Otero, American School of Doha, Qatar

Join us in exploring the vibrant and versatile world of pastels! In this workshop, we will investigate fun techniques using soap and sandpaper with both oil and soft pastels. We'll dive into creating our own pastel paste and experiment with combining effects on various types of paper. We will need to take creative risks and may find unexpected outcomes! With hands-on demonstrations and plenty of practice time, we will explore and share ideas with fellow artists. By the end of the workshop, you'll leave with a variety of pastel project ideas, ready to inspire students of all ages in your art classroom. Looking forward to sharing the love for pastel art with you! **ES, MS, HS, Hands On**

SESSION #1 CONTINUED



6. ABSTRACT THINKING STRATEGIES

Jenny Tiefel, The American International School of Muscat, Oman

The learning from this workshop can be adapted for any level and focuses on activities that aim to open up our students' thinking to abstraction. An abstract mindset is a creative mindset and it lives best in an environment where it's free to explore and consider new perspectives, opportunities, and risks without pressure or fear. Taking our cue from avant-garde thinkers such as Sol Lewitt, John Baldessari, and Asemeic writers, we'll get a taste of what some simple practices can do to jumpstart an abstract mindset and set the stage for creativity that leaves routines, worries, and insecurities behind. This will be mostly hands-on with a good deal of digital resources provided to take home. **ES, MS, HS, Hands On**

SESSION #2: 11:15 - 12:15



1. ELEMENTARY AND EARLY CHILDHOOD JOB-ALIKE

Maribeth Relano, American International School of Budapest, Hungary and Emma Stanford, International School of Luxembourg, Luxembourg

This flexible job-alike is for teachers of Elementary and/or Early Childhood art. Depending on interests, we will split into smaller groups targeted toward different age levels, cross-curricular connections, or general strategies spanning different age ranges. Bring previous units, other ideas, questions, and learn from each other. **ES, Discussion**



2. MIDDLE SCHOOL ART TEACHERS JOB-ALIKE

Kristy Schuttenbach, American International School Muscat, Oman

Share ideas, explore hot topics, and discuss what's on your mind with fellow middle school art teachers. Bring your coffee and join us for this casual, low-key opportunity to connect, collaborate, and chat with like-minded educators. **MS, Discussion**



3. Photo/Design/Makerspace/Tech/STEAM JOB-ALIKE

Louis Schalk, American International School of Budapest, Hungary

Does your teaching practice embrace technology and/or non-traditional tools? Join us to discuss new and old tools as we collectively iterate the best ways to work as artists and teachers. **MS, HS, Discussion**



4. IB / DP ART TEACHERS JOB-ALIKE

Jeane Svihus, International School of Stavanger Norway and Lucie Weidmann, International School Augsburg, Germany

The IB Visual Arts Job-Alike session will be an interactive forum for teachers to pose questions about the program as well as to bring ideas, projects, ways of structuring the course, working through all 3 assessments, etc. Sharing resources/digital documents will also be encouraged. As everyone probably knows, a new syllabus will start running next school year so information about this can also be discussed. **HS, Discussion**



5. HS ART TEACHERS JOB-ALIKE

Robyn Zellar, The American School in London, UK

This Job-Alike is for anyone who teaches visual arts in the high school...all courses and art disciplines welcome! I'll reach out to each of you before we get together to create a bespoke agenda for us based on our group's particular needs and wants. What's working in your classroom? What are your struggles? What would you find most helpful, useful and inspiring? Let's connect and share our expertise. **HS, Discussion**

SESSION #3: 1:30 - 3:00



1. PRINTMAKING FOR UPPER PRIMARY AND MIDDLE

Lindsey Bailey, Dulwich College Beijing, China

Participants in this workshop will make a bag from scratch using a lino cut plate and sewing skills. This will be a shortened version of the lesson I did with my Year 6 students this year. Examples and handouts will be provided for you to use with your own students, including a step-by-step guide. Looking forward to sharing this fun and exciting process with you! All materials will be provided. **ES, MS, HS, Hands On**



2. CLASSROOM FACES: A 3D DOCUMENTATION OF EVERY STUDENT YOU TEACH

Ryan Pace, American School of Doha, Qatar

"Every work of art is a self-portrait." -Tove Jansson. Join us for an engaging, hands-on art workshop where creativity knows no bounds! Each year, students in my class craft a unique ceramic head, contributing to a growing wall of faces that tells the story of our vibrant art community. In this workshop, you'll have the opportunity to create your own ceramic head, exploring various artistic styles including realism, mythology, cultural masks, animal features, and fantasy. This workshop is perfect for a wide range of participants, from elementary through high school. Whether you're looking for a comprehensive unit of inquiry or a fun supplemental project, this experience can be tailored to fit your needs. Come and leave your mark on our evolving wall of art! **ES, MS, HS, Hands On**



3. SECRETS OF COLOURS

Lucie Wiedemann, International School Augsburg, Germany

We purchase colours and paints and usually do not think about their origins. However, it is an exciting, educational and enjoyable task to find, make and use handmade colours. In this workshop, I will present inexpensive techniques for processing pigments and making paints using natural, inexpensive, non-toxic materials that last centuries. It will provide knowledge for exciting projects outside and inside the art room. We will use historical binders that will enable you and your students to mix various paints such as oil colour, tempera or acrylic. Students of all ages will love this task and will start appreciating the real value and importance of the colours they use. **HS, Hands On**



4. CREATE, COLLABORATE, AND CURATE

Shannon Brinkley, Leipzig International School, Germany

Using simplistic forms through mixed media, participants will be taken through a series of prompts to generate a number of artworks. In groups, we will work collaboratively to find commonalities across our works and curate a cohesive exhibition. This hands-on workshop will take you through an activity that can be directly implemented in the classroom to build community and level the playing field or to introduce curatorial considerations to students as preparation for mounting their own exhibitions. This activity was designed with first year IB students in mind, but can be adapted for other age levels and curricular purposes. **HS, Hands On**

SESSION #3 cont...



5. THE PORTRAIT IN WATERCOLOR: COLOR PLAY

Jenn Hudson, Zurich International School, Switzerland

Discover the art of color in portraiture with watercolors, for the upper school level (or personal enrichment!). This workshop delves into the intricacies of hue, temperature, and saturation, demonstrating how these elements can be manipulated to create depth and visual interest. The curriculum is flexible, accommodating diverse skill levels and varying classroom time constraints. Participants will receive classroom lesson materials, including slides, a video tutorial, and assessment rubrics. You may use the provided stock images or bring two A4 color copies of a chosen portrait, printed on standard printer paper.

HS, Hands On



6. NARRATIVE OF OBJECTS... ASSEMBLAGE

Fiona Murphy, Brewster Madrid, Spain

Narrative of Objects is an assemblage art project that explores the hidden stories embedded within everyday objects, uncovering the profound connections between the material world and the human experience. This piece is a tapestry of objects, each carrying a distinct yet interconnected story, woven together to form a collective narrative that speaks to the complexities of life, identity, and memory. **ES, MS, HS, Hands On**

SESSION #4: 3:30 - 4:30



1. THE POWER OF YET

Marsha Bycraft, International School Bangkok, Thailand

"I can't do it! I'm bad at art!" As art educators, we often hear and see our students' frustrations as they begin to compare their artwork with those around them. How do we create a safe space in our art room for students to experiment, and try new things without fear of failure, comparison or frustration? As students get older there's a lot of self-doubt, negativity and anxiety around creative activities. This workshop will discuss a few activities and projects I've done in class to encourage risk taking, creativity, and embracing mistakes. After some discussion we will go through a hands on lesson, and each participant will create their own unique stuffie that exemplifies the magical power of yet.

ES, Discussion, Hands On



2. RETHINKING ART DISPLAYS

Melanie O'Leary and Luchy Harrold, The American School in London, UK

We all know how important showcasing our students' artwork is, but how sustainable, environmentally friendly, and inclusive is it to make art displays? Not to even mention the time it takes to do them properly. We recently explored a new way of displaying artwork using technology and videos to create our first ASL LS immersive art experience. We'd love to share with you the joy and challenges this brought not only for our students but for our community. **ES, MS, HS, Discussion**

SESSION #4 cont...



3. CONTEMPORARY STILL LIFE

Domingo Martinez, The American School in London, UK

This hands-on workshop is designed for art teachers interested in exploring contemporary still life. You will immerse yourself in creating engaging still lifes using everyday objects, colored papers, and innovative lighting techniques. Together, we will explore how light direction, contrast, color combinations, and composition can shape the mood and visual impact of your artwork. You will have the chance to arrange and experiment with various setups, capturing photographs that can serve as inspiration for future paintings. The techniques you'll learn are versatile and can be applied in any art class to work with color, composition, and mood, demonstrating how these elements can be combined to convey different atmospheres and emotions. It's a great opportunity for you to enhance your skills and bring fresh perspectives into your teaching. **HS, Hands On**




4. GENERATIVE AI IN THE VISUAL ARTS

Erik Niemi, The American School in London, UK

Whether we're ready for it or not, Generative AI tools have changed visual artmaking and many of our students are already using them. Students will be the early adopters and may use AI in a process of inquiry, as a method of enhancing or creating backgrounds for artworks, or to produce their own finished art pieces. In this session I'll introduce the range of ways AI is being used in the arts and how our school has been challenged by it. After that the session will be an open discussion forum to share ideas or practices around AI in everyone's schools, as well as productive ways we could use it in the future.


ES, MS, HS, Discussion



5. FIVE WISDOMS COLOR WHEEL

Michael Anderson, American International School Vienna, Austria

Is your art classroom buzzing with energy? The *Five Wisdoms Color Wheel* is a framework for channeling all that energy into effective teaching, learning, and creating. Think of it as five primary colors or Learning Tonalities you adjust to dial in an appropriate vibe for each stage of an art lesson. The Five Wisdoms, with ancient roots in Buddhist psychology, views all human experience as an interplay of five basic energies. The wisdom aspect lies in learning to balance them skillfully. Learn more about the Five Wisdoms, identify your own energy "palette," and explore how you can apply the framework in your own classroom setting. **ES, MS, HS, Hands On, Discussion**



6. PUBLIC ART UPLIFTS US

Marguerite Impey, Evita Matveja, and Linda Steinburga, International School of Latvia, Latvia

This is a hands-on workshop where we will explore how to design an activity addressing how to inspire positivity in our school communities. Teachers will brainstorm age-appropriate tasks, examples, and how we can be taking action in the community at different grade levels. Examples from the wider art world for inspiration and from our school will be shared. We will all practically investigate in our groups sketching out and producing a banner idea site specific to our location. This workshop is presented by three teachers from elementary, middle and high school and is a multiple grade level unit idea that can be linked to community service.

ES, MS, HS, Hands On, Discussion

SESSION #1: 9:30 - 11:30



1. PAPER FLOWERS

Tess Hitchcock, International School of Florence, Italy

This is a hands-on tutorial on how to create paper flowers from crepe paper and other supplemental materials. I will demonstrate how to assemble all the pieces, and then you will have time to create your own bouquet!



2. DARN IT! STITCH and FIX

Robyn Zellar, The American School in London, UK and Hannah Cone, American School of Barcelona, Spain

Are pesky moths eating your woolly jumpers? Are your toes peeping out of your socks? Bring in your hole-y wardrobe and let's mend these things once and for all! We'll explore creative fixes together as we delve into visible mending, embroidery, darning, and knitting. Bring along any knitting, crocheting or other type of textile projects to work on during this session too, if you like!



3. A Tranquil Partnership - IKEBANA as SCULPTURE

Jenny Thomas, The American School in London, UK

During this hands-on workshop you will be introduced to the Japanese practice of Ikebana or flower arranging. The 600 year-old practice embodies Buddhist philosophies such as *less is more*, *wabi-sabi* and to *observe the spaces or silence between objects*. It's magical! After a short introduction, you will be guided in using the principles of the Sogetsu school of Ikebana to create your own arrangement with living materials, flowers and greenery. You'll then display your work for all ASB GATE participants to enjoy. After making the flower arrangements, we will use them as inspiration for painting.

This lesson can be used with high school students and encourages them to slow down, observe and reflect whilst they are working.



...followed by: PAINTING FLOWERS from Our IKEBANA

Ana Martinez, American School of Barcelona, Spain

We will explore the vibrant possibilities of gouache painting. Drawing inspiration from Ikebana compositions created in the art room, participants will engage in direct observational drawings, illustrations or abstract paintings, experimenting with color and technique. Gouache, a medium with a rich history dating back to at least the 9th century, has been cherished by artists like William Turner, Honoré Daumier, Mary Cassatt, Egon Schiele, and Henri Matisse. Its versatility allows for a wide range of effects, from delicate transparency to bold, matte finishes. This workshop allows you to have fun deepening your understanding of gouache and bringing new techniques to your work.

4. ART and CODE: "LET'S GET PHYSICAL"

Kent Collins, The American School in London, UK


No prior experience necessary. In this follow up to last year's *Art and Code – Creative Computing*, you will gain hands-on experience with some tools that can be used to develop digital, interactive installations. Explore the basics of physical computing to see how sensors in the real world can be used to drive visual and mechanical artistic output. The session will start with a review/refresher on *Processing*, a coding kit designed for artists, and will then introduce microcontrollers and their role in transforming signals from the real world into artful output. This session is suitable for those who attended last year's workshop as well as newcomers. By the end of the workshop, you will have created your own interactive art project and gained insight into some of the technologies that could be used to develop large scale responsive art. *Laptop suggested.*



5. "RURAL SKETCHING:" Mindful Artmaking Outside

Hannah Cone, American School of Barcelona

Join us on the beautiful grounds of a nearby neighborhood for some mindful artmaking in any medium of your choice. Like urban sketching, but more calm and surrounded by nature.



SESSION #2: 11:30 - 12:30

CONTINUATION OF SESSION 1 or OPEN STUDIOS



Left to Right: Ariel, Isabel, Sam, Ana (GATE leader), and Hannah (GATE leader)

Our Team and ASB
is excited to welcome you all!

¡Moltes Gràcies!